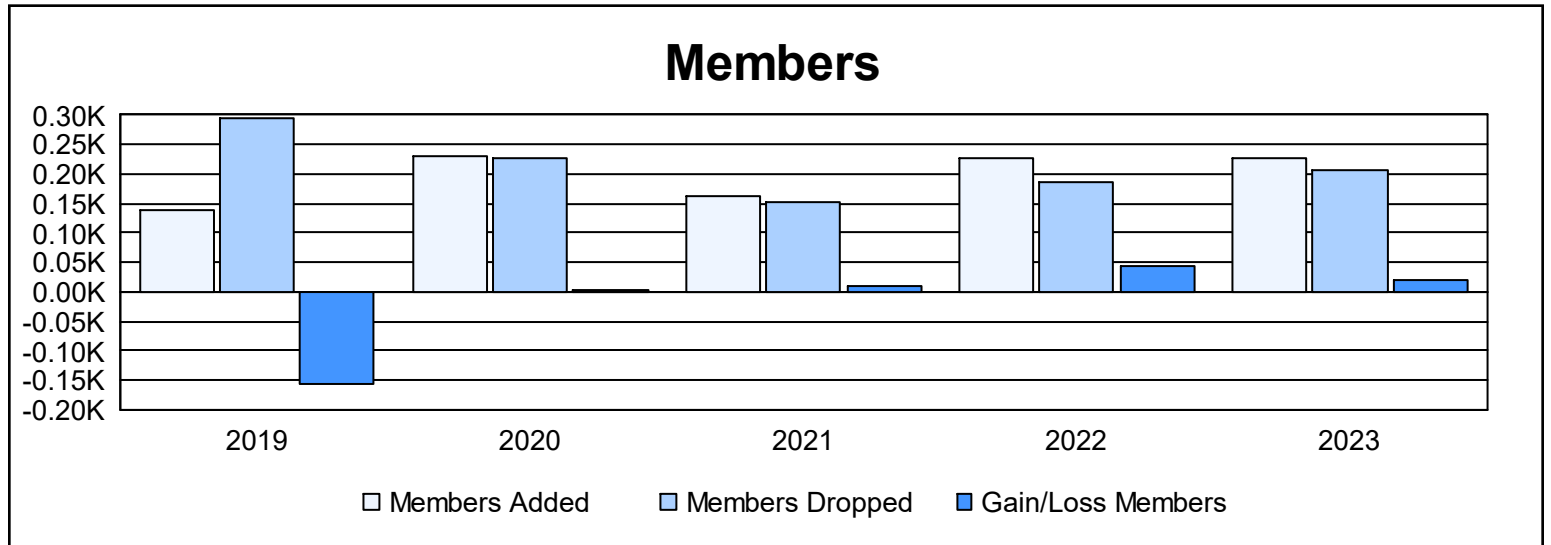
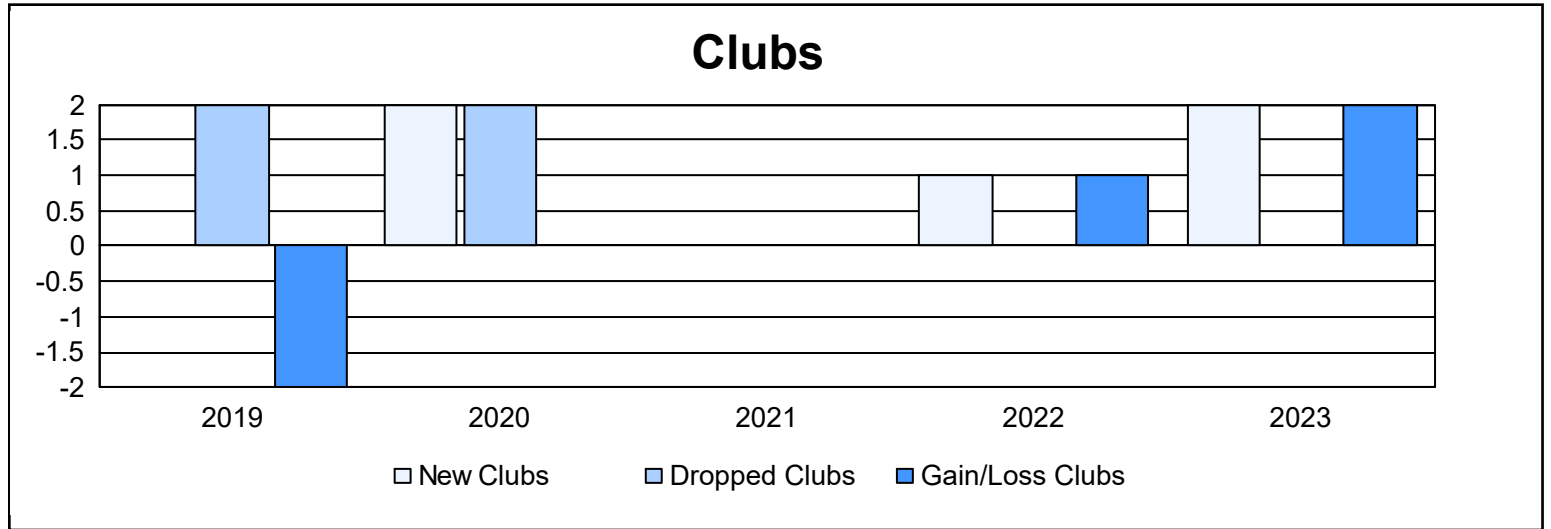
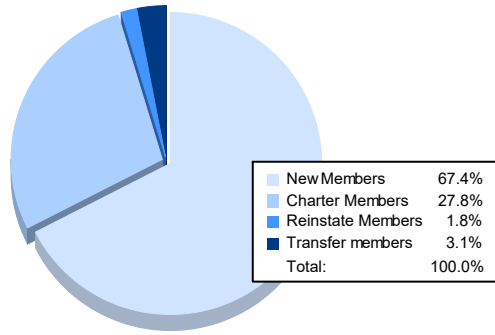


Year	New Clubs	Dropped Clubs	Gain/ Loss Clubs	New Members	Charter Members	Reinstate Members	Transfer Members	Total Member Added	Total Members Dropped	Gain/ Loss Members
2018-2019	0	2	-2	127	5	4	3	139	294	-155
2019-2020	2	2	0	160	58	4	8	230	228	2
2020-2021	0	0	0	147	2	5	8	162	152	10
2021-2022	1	0	1	188	20	9	10	227	185	42
2022-2023	2	0	2	153	63	4	7	227	206	21
<b>Average</b>	<b>1</b>	<b>1</b>	<b>0</b>	<b>155</b>	<b>30</b>	<b>5</b>	<b>7</b>	<b>197</b>	<b>213</b>	<b>-16</b>



### Membership Composition June 2023 Cumulative



### Gender Composition June 2023 Cumulative

